

4 Year Curriculum Objective Checklist

Directions: Use this checklist to see what your child previously knows or has recently learned. Do not approach this as a test or call it a test. Strictly use the information collected to know what areas of learning still need to be addressed. It may be best to complete this chart over several small units of time instead of in one sitting. Take your child's lead. Circle or mark the answers that are incorrect and skip any sections which the child is unable to do. Have the appropriate supplies gathered before beginning.

Letters: Give the child a random tactile letter. Ask her to state the name and phonetic sound of the letter. Then ask her to correctly write the letter on a white board. You may want to make a distinction between the errors that occurred: name, phonetic sound, or writing.

A	B	C	D	E	F	G	H	I	J	K	L	M
a	b	c	d	e	f	g	h	i	j	k	l	m
N	O	P	Q	R	S	T	U	V	W	X	Y	Z
n	o	p	q	r	s	t	u	v	w	x	y	z

Numbers: Give the child a random tactile number. Ask her to state the name and write the number. You may want to make a distinction between the errors that occurred.

0	1	2	3	4	5	6	7	8	9	10	11	12
13	14	15	16	17	18	19	20	21	22	23	24	25

Information:

Ask the child to write her first name on the line. _____

_____ Child knows full name.

_____ Child knows address. _____ Child knows phone number.

Spatial: Using a stuffed animal and toys, instruct the child to place the toys in various places in relationship to others. Circle the incorrect answers.

Beside	Next to	Between	Right	First	Middle
Behind	In Back	In Front	Left	Middle	Bottom
Around	Through	Under	Over	Last	
On	Off	Before	After	Top	

4 Year Curriculum Objective Checklist

Sorting: Using a pile of various toys, ask the child to sort them by -

_____ Color _____ Shape _____ Length
_____ Beginning letter _____ Weight _____ Size









Sequence: Child can sequence (first, middle, last) -

_____ Daily Activity _____ Simple Directions _____ Story _____ Whole Day

Patterns: Child can create -

_____ AB pattern _____ ABB pattern _____ ABA Pattern

Shapes and Colors: Name the color and shape.



Phone:

_____ Child can appropriately answer the phone.
_____ Child can appropriately dial 911.

Knowledge: Child can demonstrate knowledge of the following with little to no assistance.

_____ # of Bible Stories _____ 12 Months
_____ # of Memory Verses _____ 4 Seasons
_____ # of Books of New Testament _____ Opposites
_____ # of Fingerplays _____ 5 Senses
_____ # of Songs _____ Days of the Week

Motor Skills: The child exhibits appropriate skills in the following areas.

_____ Fine Motor Skills _____ Gross Motor Skills _____ Visual Perception
_____ Child can tie shoes

For more information check the Development Guides - <http://www.abcjesuslovesme.com/ideas/developmental-guide-4-year>