

Easter Treasure Hunt



ABCJesusLovesMe


Easter Treasure Hunt



The Easter Treasure Hunt is a fun scavenger hunt to learn about God's love. This printable is provided for all current [Our Out-of-Sync Life](#) blog and [The Helping Hand](#) newsletter subscribers.

A couple of years ago the idea of a Valentine's Day Treasure Hunt was shared with me. My kids loved it. Imagine my excitement when Kursta shared an Easter Treasure Hunt! This is an idea that she created for the children in a Guatemalan church. With her permission, I tweaked the ideas and created a printable.

If you are unfamiliar with a treasure hunt, players follow a set of clues to find a "treasure." Each hidden clue leads the players to the next clue which eventually leads them to a prize. The difficulty of the clues can vary to suit young children up to adults.



Supplies

- ABCJLM Easter Treasure Hunt printable

The first four pages are clues for younger children, while the next two can be used with those who can read. The final page includes the answers and suggested places to hide the clues.

- Scissors
- Easter Eggs (optional)
- Prize (optional)

For younger children, include the ingredients to make Resurrection Rolls, Bird Nest Cookies, or Jelly Bean Easter Bags. For older children, the Buck Denver Asks: What's in the Bible? Volume Ten – Jesus is the Good News DVD or The Tale of Three Trees book make great treasures. Or simply place an empty box at the final destination to create dialogue about the empty tomb.

Prep

Pages 4-7 of the printable are for younger children and contain 16 cards varying in difficulty. Each card includes a cross, a fill-in-the-blank sentence, and a NIV Scripture reference (unless noted). Pages 8-9 contain a cross and reference for children who can look up Scripture and read.

Cut apart the clue cards and choose the cards that are best for your child's age and understanding of the Easter story. *Not all 16 cards have to be used.*

Begin by placing the 1st clue card (Matthew 21:8) in an Easter egg. *Easter eggs are optional.* Keep this clue as it will be given to the child to begin the hunt. Place the second clue in an Easter egg and set it in the coat closet or by the coat rack for the child to find. Continue until the last card is laid by a stone. A treat or gift may be also placed at the final clue spot.

Simplest Level: To make it easier for younger children, take a picture where each Easter Egg is placed. Include in the egg the clue and a picture of the next object. (e.g. With the first card, include an image of the coat closet.)

Middle Level: To increase difficulty, include close up images of the object. For children who are unable to read but know the Easter story well, read the verse and have the child fill in the blank from memory.

Hardest Level: Pages 8-9 of the printable include crosses with only the Scripture reference on them. This forces the child to find the verse and decide which object to pull out as the clue.



Easter Treasure Hunt

Be sure to take pictures of your family doing this activity and post to social media share with others. Tag @ABCJesusLovesMe in your post.

Getting Started

After all of the Easter Eggs containing clues are hidden in the correct places, give the child the first Easter egg containing the first clue with Matthew 21:8. Assist more or less depending on the child's ability.

To make it easier for younger children, take a picture where you place each Easter Egg. Include with the egg the picture of the next object. (e.g. With the first card, include an image of the coat closet.)



Card	Verse	Suggested Hiding Places	Answer
1	Matthew 21:8 (NASB)	Don't Hide	Coats
2	John 13:5	Coat rack, coat closet	Towel
3	Luke 22:14	Towel rack, bathroom cabinet	Table
4	Mark 14:22	Dining room, kitchen table	Bread
5	Matthew 26:23	Pantry, bread box	Bowl
6	Luke 22:39	Cupboard	Olives
7	Matthew 26:15	Pantry (separate from bread)	Silver
8	Matthew 26:52	Aluminum foil, coin jar, bank	Sword
9	Luke 22:55	Play closet, toybox	Fire
10	John 19:2	Fire place, fire pit	Thorns
11	Luke 23:34 (NLT)	Rose bush, vase of roses	Dice
12	John 19:29	Game closet or cabinet	Sponge
13	Luke 23:45	Bathroom or cleaning supplies	Curtain
14	Mark 16:1	Windows	Spices
15	Luke 24:2	Spice rack or cupboard	Stone
16	Matthew 28:6	Garden, flower bed	

Please read to know what is and is not allowed according to our agreed Terms of Use.

Unless purchased, this document and link is for family use only. Copies may only be made for the user and this pdf may not be sold or shared. Changing and/or using any idea, in whole or part, to create another product, whether free or priced, is prohibited. Read more: ABCJesusLovesMe.com/terms-and-conditions/ All the activities and ideas shared require adult supervision and children under the age of three should not participate in activities in which small pieces are involved.



Happy Easter!

What a wonderful day!
To learn about Jesus.

We have a little game to play.

The items in each verse
will give you a clue
and take you through the
story

of how much Jesus loves you.

When Jesus entered

Jerusalem, people laid _____
and palm branches on the
ground for the donkey to
walk upon.

Matthew 21:8 (NASB)

1

Jesus washed
the disciples'
feet with
water and a
_____.

John 13:5

2

The disciples
shared their Last
Supper together
in the Upper Room
gathered around a
_____.

Luke 22:14

3

Jesus took the
_____, gave
thanks, broke it,
and gave it to the
disciples to eat.

Mark 14:22

4

Jesus told the disciples, "The one who dips his hand in the _____ with me will betray me."

Matthew 26:23

5

Jesus went to the Mount of _____ to pray with His disciples.

Luke 22:39

6

Judas betrayed Jesus for 30 pieces of _____.

Matthew 26:15

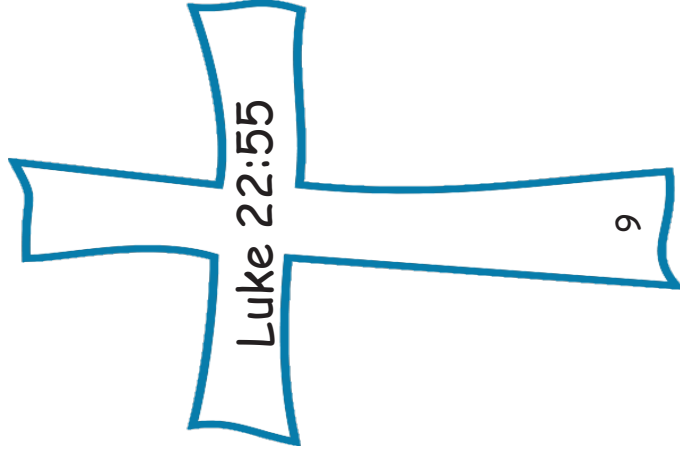
7

When the soldiers came to arrest Him, Jesus told the disciple to put away his _____.

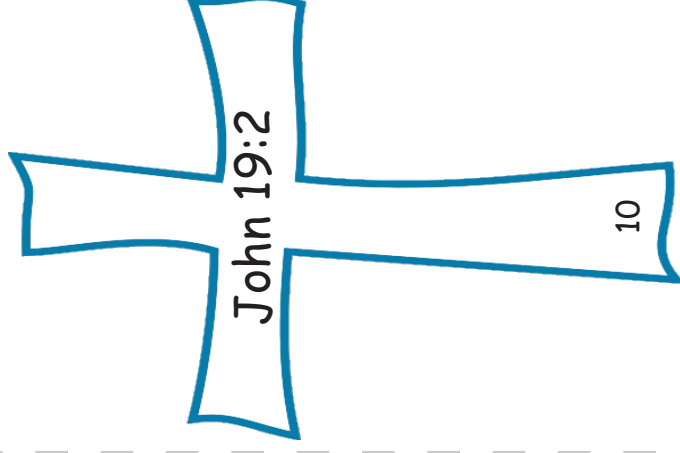
Matthew 26:52

8


Peter was sitting beside a _____ when he denied three times being Jesus' friend.



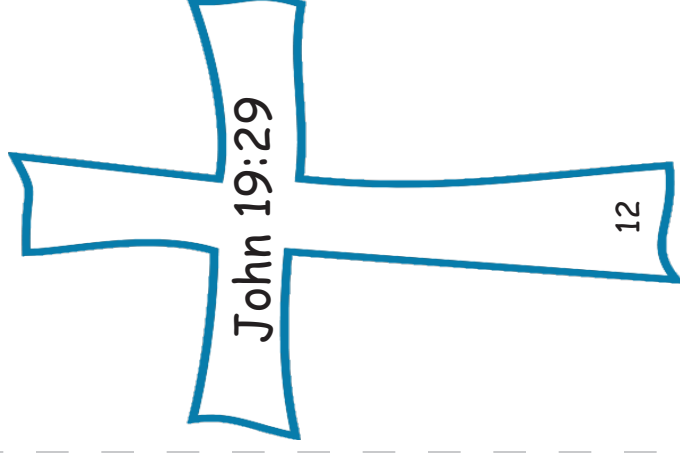
The crown placed upon Jesus' head was made of _____.

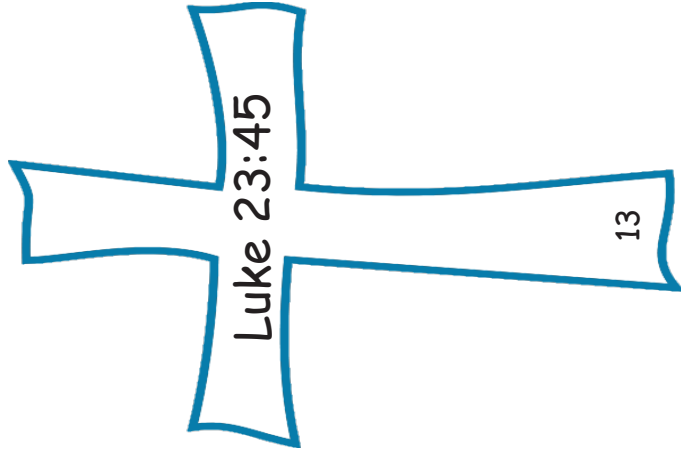


The soldiers threw _____ to see who would get Jesus' clothes.

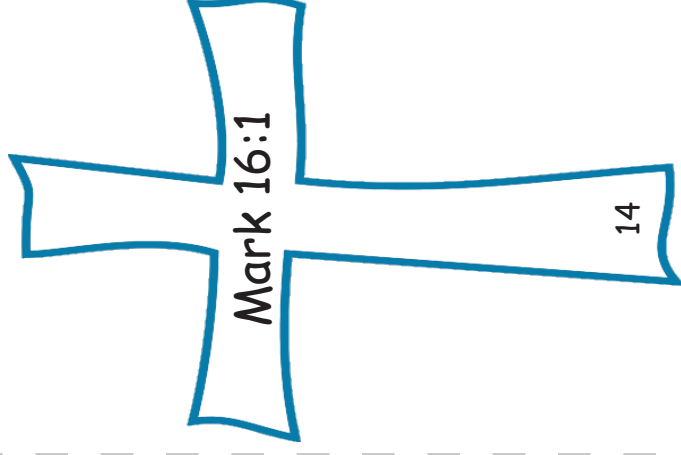


They soaked a _____ in the jar of wine vinegar.







When Jesus died,
darkness came
over the land and
the _____ of
the temple was
torn in two.



On Sunday, when
Mary, Salome, and
Mary Magdalene
went to visit
the tomb, they
brought along
sweet smelling
_____ to put on
_____ Jesus' body.




The _____ was
rolled away from
the tomb and
Jesus' body was
not there.




This stone
reminds us that
Jesus is risen, as
He said.


Happy Easter!




1




2




3




4




5



6



7



8

