



## Our Motto

To equip and empower adults to be intentional and enable children to learn through play.

## We Believe

Children are God's blessings. Learning is most meaningful when it is naturally woven into the day. True understanding grows through modeling, repeated exposure, and purposeful conversations. Our calling is to impress God's truths on their hearts in a loving environment that strategically allows them to explore, discover, and build knowledge (Deuteronomy 6:4-9).

I am so glad God led you here. If we haven't met, I'm Heidi, the writer and creator of this curriculum.

What began as a need in my own family has grown into a worldwide ministry God is using to equip adults to give children a strong foundation in academics, Bible, and development.

The following sample pages share a Bible-based Curriculum created with both the developmental needs of the child and the needs of the adult in mind. ABCJesusLovesMe is designed to make learning happen through intentional play.

The goal of this ministry is twofold: to prepare children for kindergarten and to train the next generation to love God and love others for the glory of God.

If this desire is on your heart as well, know that you are not alone. I am cheering you on and honored to walk this journey with you.

Only by grace... *heidi*


# 2 Year Curriculum Bundle

"Every child you meet is a divine appointment." – Wess Stafford

## Overview

The *2 Year Curriculum Bundle, 3rd Edition* is for children ages 24-36 months. This Curriculum guides adults as they intentionally introduce academic, Bible, and developmental learning to a child, while also giving purpose to daily activities and play.

**Curriculum Guide:**  
This printed book contains 36 Lesson Plans to cover 9-12 months of learning.



**Activity Book:**  
The printed book features over 60 activity sheets for extended learning, fine motor skill practice, and creativity.

## 2 Year Bundle

Curriculum Guide + Activity Book  
+ Digital Downloads



For home,  
preschool, or  
daycare use.

### Interactive Bible Stories:

25 scripts provide an interactive way to share the Bible stories. Optional flannelgraph suggestions included in this Digital Download.

### Other Digital Downloads Include:

- Bible Songs Packet
- Memory Verse Songs
- Poem Packet
- Color Songs Packet
- Shape Songs Packet
- ABC Letter Posters

All items are  
available as a  
bundle or  
a la carte.

# Scope and Sequence

"The art of teaching is the art of assisting discovery." – Mark Van Doren

## Overview

The Scope and Sequence gives an overview of what is taught throughout the Curriculum. Each objective is carefully placed in a purposeful order, allowing the child to build understanding step by step without gaps or overload. The 2 Year Scope and Sequence provides a big picture of the academic concepts, Bible learning, and developmental skills the child will be introduced to throughout the time.

Academics		Bible	Development
Math	Pre-Reading		
9 Colors	16 Memorable Poems & Fingerplays	25 Key Bible Stories	36 Fine Motor Activities
8 Shapes	28 Classic Books and Activities	8 Short Memory Verses	36 Gross Motor Activities
Counting	Simple Introduction of Letters	9 Bible Songs	Self-Care and Manners
Beginning 1:1 Correlation			Pre-Writing
Example Themes: Creation, Animals, Emotions, Senses, Size, Self-care, Weather, Textures, Transportation			Information

Each Curriculum is based on [research](#), the American Academy of Pediatrics Developmental Milestones, State Preschool Standards, and input from kindergarten teachers. Every Curriculum has also been reviewed and approved by two former 1st-grade teachers with a combined almost 100 years of teaching experience. Activities and stories are “kid-approved” through testing with my own children and the children I teach.

## Centers

For Preschools: Children learn best through play. Underlined activities in the Lesson Plans may be used as a learning center in the classroom. Centers offer hands-on, play-based opportunities where the child guides the learning.

# Academics

“The activities that are the easiest, cheapest, and most fun to do – such as singing, playing games, reading, storytelling, and just talking and listening – are also the best for child development.” ~ Jerome Singer

## Introductory Learning

The *2 Year Curriculum* is an introduction to learning. Any retention that occurs is a fun bonus! Learning objectives are introduced to the child over one week's time. As much as possible, incorporate learning in play time and daily activities. Below are the weekly topics included in this Curriculum. Review weeks include optional field trip ideas and “Making Memories” activities. Below are samples of what is included in this Curriculum.

## Sample Learning

- Colors
- Shapes
- Numbers
- Counting to 10
- Letters
- Emotions
- Following 2-step directions
- Vocabulary

## Literacy

Each Lesson Plan includes a Book of the Week that ties into the weekly theme. These thoughtfully chosen classic books are ideal for preschool-age children and reinforce key learning goals. Curriculum suggestions guide the adult in sparking interest in the story, supporting comprehension, encouraging imagination, and teaching the child to use visual clues while reading. Extra activities offer additional opportunities for learning and practice.

### Sample Books

- *Stir Crack Whisk Bake*
- *Good Good, Gorilla*
- *Giraffes Can't Dance*
- *Llama Llama Time to Share*
- *Put Me in the Zoo*


### Activities

- Characters
- Voices
- Pragmatics
- Vocabulary
- Teachable Moments

## Poems

Rhyming is introduced through poems, songs, and books. While it may seem silly to adults, rhyming is fun for children and plays an important role in reading success. As a key phonemic awareness skill, rhyming helps children hear and manipulate sounds in words, strengthening their oral language. It also helps them recognize the rhythm of language, which supports fluency and comprehension. Below are some of the poems the child will enjoy learning.

- Humpty Dumpty
- Little Miss Muffet
- Jack and Jill
- Right Hand, Left Hand
- One Rock, Two Rock
- I Have 10 Fingers




Poem Packet  
Digital Download

# Bible

The gospel is so simple that small children can understand it, and it is so profound that studies by the wisest theologians will never exhaust its riches. -Charles Hodge


## Overview

The goal of the *2 Year Curriculum* is to introduce the child to stories in the Bible through themes, starting with Creation. Play-based activities and sheets are provided for the stories. As part of the bundle, the ABCJesusLovesMe Interactive Bible Stories include an age-appropriate script that lets the child actively participate. Optional flannelgraph suggestions provide extra visual and tactile learning opportunities. Teachable Moments at the end of each story help extend Bible learning into daily conversation and play, reinforcing the child's understanding of God's Word.



Interactive Bible Stories Digital Download

## Character Scripture



Memory Verse  
Digital Download

Each week includes a simple memory verse set to a song with actions to help the child hide God's Word in his/her heart.

### Sample Verses

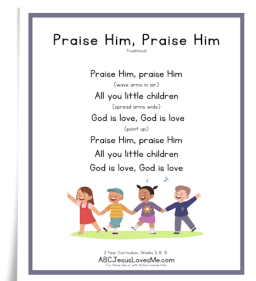
- Genesis 1:1
- Genesis 1:3
- Job 10:8
- I John 4:8b
- I Thessalonians 5:17
- Matthew 28:6b

## Songs

The Bible songs include classic "Sunday School" favorites and piggyback songs. If a song is unfamiliar, videos with actions are available at ABCJesusLovesMe.com.

### Sample Songs

- Pat the Bible
- Jesus Loves the Little Ones Like Me
- O Be Careful
- Praise Him, Praise Him



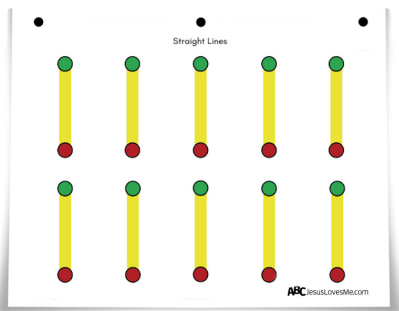
Bible Song  
Digital Download

# Development

“Play gives children a chance to practice what they are learning.” – Fred Rogers

## Handwriting

If the child is developmentally ready, Week 20 of the **2 Year Curriculum** introduces pre-writing skills. Beginning with simply forming vertical lines, the child is led through an age-appropriate process to prepare for finger-tracing letters and numbers in the **3 Year Curriculum**.



*2 Year Activity Book*

## Motor Skills

Fine motor skills develop a child's ability to manipulate small objects and prepare for writing. Gross motor skills involve large muscle movements, such as running, jumping, and hopping, and support balance and coordination. Each Lesson Plan includes activities designed to strengthen both fine and gross motor skills. For best results, use crayons and pencils rather than markers or pens. Sample activities are provided below.

### Fine Motor

- Paint
- Sort
- Peg Puzzles
- Stack
- Play Dough
- Fingerpaint
- Thread
- Button Drop
- Scissors Use
- Color

### Gross Motor

- Jump
- Run
- Throw
- March
- Roll
- Crawl
- Scarf Dance
- Catch

## Information

Various “information” ideas are focused on throughout the curriculum including:

- First Name
- Last Name
- Child's Age
- Mom's Name
- Dad's Name
- Siblings' Names
- Home Town

## Self-Care Manners

2-year-olds are learning how to care for themselves and others. Below are sample objectives.

- Say “Please”
- Use Fork, Spoon
- Pick Up Toys
- Dress/Undress
- Wash Hands
- Sit Attentively
- Help Clear Table
- Brush Teeth

Order at [ABCJesusLovesMe.com](http://ABCJesusLovesMe.com)



### Supplies

#### Activity Sheets:

- All activity sheets listed here are found in the *2 Year Activity Book*. Some activity sheets are used over multiple weeks.
- “I am Learning”

#### Books & Stories:

- *Read and Share Toddler Bible* is my favorite choice for this age, but additional recommended Bibles can be viewed using the QR code. *The Beginner's Bible* is suggested for stories not found in the *Read and Share Toddler Bible*.
- ABCJLM Interactive Bible Stories are a digital download included in the *2 Year Curriculum Bundle* or available to purchase separately.
- Books may be purchased or borrowed from a public library.

#### Activities:

- Supplies may be substituted with similar items you already own.
- Dry Erase Marker and Frame
- Shape/Color/ABC Letter  
Posters are Digital Downloads included in the Bundle.

### Themes

In the *2 Year Curriculum*, each week begins with a theme connected to the Bible story. This theme carries into the various learning objectives such as the poem, Book of the Week, and fine and gross motor activities.

#### “I am Learning” Objective Poster

The Objective Poster (found in the *2 Year Activity Book*) helps you track the weekly objectives. Transfer these objectives to the activity sheet and display it in a visible place. After a couple of times, this transfer usually takes less than 10 minutes. To reuse the sheet, place it in a dry erase pocket or picture frame and use a dry or wet erase marker. Preschools can also send the updated sheet home each week to encourage learning beyond the classroom.

#### Unsure How to Teach?


Teaching a child a new concept can feel daunting. Where do I begin? What do I say? When do I say it? How do I get the child to sit still? Find the answers to these questions by scanning the QR code.

### Bible

The main goal of the *2 Year Curriculum* is to introduce the child to Bible stories. Always read the Scripture first to be sure you understand the story details. The ABCJLM Interactive Bible Stories provide a child-friendly script that keeps the child engaged. This resource is available as a digital download, included in the Curriculum bundle, or purchased separately on the ABCJLM website. Use the QR code for quick access.

#### Bible Songs and Memory Verses

Timeless Bible songs have been carefully chosen to help the child learn and love God's Word. A short memory verse set to music is also introduced. If a song is new to you, free videos with motions are linked through the QR codes. The Bible Song and Memory Verse Digital Download Packet, included in the Bundle, is another helpful tool.





#### Example Weekly Reading Schedule

- Day 1: **Read** the story from *Read and Share Toddler Bible*, using the page number listed in the Supplies.
- Day 2: Read the **Interactive Bible Story script**. Use optional visuals such as flannelgraph or simple props.
- Day 3: **Reread** the story from *Read and Share Toddler Bible*.
- Day 4: **Review** the Interactive Bible Story script again, pausing to let the child fill in key points, names, or actions.
- Day 5: **Review the script**, looking for **teachable moments** throughout the day.

# Starting the 2 Year Curriculum

## Colors and Shapes




This Curriculum introduces nine colors and seven shapes, each paired with a song that includes matching actions. Repeat these songs often while using the posters or related manipulatives to reinforce learning. The Color and Shape Digital Download Packets (included in the Bundle) provide posters that can be used to practice the rhymes throughout the week.


## Numbers and Letters

### Teach: Letters

The *2 Year Curriculum* does not emphasize letter memorization since most toddlers are not developmentally ready. Instead, the goal is to help the child notice letters in their world and connect each one with its phonetic sound. Use the Letter Poster from the ABC Letter Packet (included in the Bundle) to introduce the letter, sound, and an example word (e.g., “A, /a/, apple”). Provide magnetic letters to explore and point out the letter in daily life. Keep these introductions short and light, as the activity repeats weekly. The Active Phonics on the posters will be used in the *3 Year Curriculum*.




### Teach and Activity: Numbers



To introduce numbers, art media, and 1:1 counting, the child will create Apple Tree Number Posters. After decorating the tree using suggested art medium, add the matching number of apples using stickers, stamps, or fingerprints with drawn leaves and stems. The same Apple sheet will be used across multiple weeks.

## Poems

### Phonemic Awareness



Phonemic awareness—the ability to hear and play with sounds in words—is key to reading and spelling. Each week, this skill is practiced through fingerplays, poems, and books.

Though these activities may seem simple or silly, they are both fun and vital for early literacy. Rhymes help the child hear sounds, improve language skills, and build a strong reading foundation. As familiarity grows, the child will begin anticipating rhymes and noticing rhythm in language.

Children develop these skills at their own pace. Gently introduce and discuss rhymes, trusting growth will come naturally. The Poem Digital Download Packet (included in the Bundle) is helpful for posting and practicing poems.

## Books

Experts agree that children should be read to for at least 15 minutes a day. Each week the child will be introduced to a quality picture book to supplement other learning and provide pre-reading exposure. Read the selected book at least once daily for maximum learning. “When young children hear the same story, song, or phrase repeatedly, their brains are actually building and strengthening neural pathways. These connections—formed through repeated, familiar experiences—lay the foundation for memory, language development, and deeper understanding.” *Melissa McCall at MovingLittleMinds.com*

### Example Weekly Schedule

#### Day 1: Read with Expression

Read the book aloud with excitement and animated voice changes. Use facial expressions and tone to bring the story to life and keep the child engaged.

#### Day 2: Name and Point

As you read, pause to point to and name objects in the illustrations. When applicable, ask the child what sounds the animals make as you explore the pictures together.

#### Day 3: Simple Questions

Ask easy, engaging questions during the reading—such as, “What animal is in the tree?” or “What is in the box?” Expand the child’s vocabulary by adding a descriptive word to their response. For example: “Yes, there is a large bird in the tree,” or “Yes, there is a green ball in the box.”

#### Day 4: Count and Name Colors

Count repeated objects rhythmically as you read: “Look! There are 3 bears. 1 bear, 2 bears, 3 bears!” Also, identify and name the main colors on each page.

#### Day 5: Participation

Repeat familiar words or phrases, then pause to let the child fill in the blanks—e.g., “Moo said the...?” Invite the child to name, describe, or act out what they see. For instance: “What’s that? That’s right—it’s a monkey. What is the monkey doing? Jump like that monkey.”



# Starting the 2 Year Curriculum

## Development

### Information

Throughout the Curriculum, the child will be introduced to personal information such as name, age, parents' names, siblings' names, hometown, and state. Since this activity is repeated over multiple weeks, the objective will not be included in the Lesson Plan each week. Instead, it will only be noted in the Daily Schedule unless specific guidance is needed.

### Fine and Gross Motor Activities

Fine motor skills involve small movements (holding and writing), while gross motor skills use large muscles (running, jumping, hopping). Both are important for coordination and control. Each Lesson Plan includes activities to strengthen both.

Children build fine motor strength best on a vertical surface. Writing or painting on an easel, wall, or door strengthens hand and wrist muscles more effectively than a flat surface. Use vertical spaces for craft, writing, and drawing projects as much as possible.

### Safety

Always supervise activities. Do not give children under age three materials with small parts.

### Self-Care

These objectives help the child practice independence, respect, and polite interactions. Since this activity may be repeated over multiple weeks, the objective will not be included in each Lesson Plan each week. Instead, it may only be noted in the Daily Schedule.

### Egg Crayons to Broken Crayons

In the first half of the Curriculum, the child should use egg-shaped crayons. Beginning in Week 20, if the child is no longer mouthing objects, switch to broken crayons (less than 1 inch long). These naturally encourage the correct three-finger grip. Do not transition until the crayons are safe from choking risk. Use crayons and short pencils instead of markers or pens to better support hand strength.

Additionally, the child will be instructed to "rainbow write." This means the child writes once with a light color and then writes again using a darker color to create a "rainbow." This technique allows the child to practice multiple times on the same worksheet with various colors.

Activities	Day 1	Day 2	Day 3	Day 4	Day 5
Bible	<b>Daily Schedule</b>  The Daily Schedule breaks teaching and activities into a 5-day week. Each week the Lesson Plan includes a sample schedule that may be adjusted to fit your needs. If you are interested in minimizing the schedule to fewer than five days, see the examples in the QR code.  To begin, consider spreading the Week 1 Lesson Plan over 2-3 weeks. This extra time allows for assessment and helps establish routines and set clear expectations for a smoother learning experience.				
Color					
Shape					
Letters/Number					
Book					
Development					
Self-Care/Info					

SCAN ME



### Additional Ideas

The ABCJLM website is filled with additional ideas that space doesn't allow to be added to this Curriculum. Scan the weekly QR codes for more information, videos of songs, and teaching tips.

Most activities may be completed in any order and this is provided as a suggestion. Select the options that best fit the child's needs and your setting—it is not required to complete every activity. Multiple choices are included to offer flexibility, address varying developmental levels, and support children who are dual language learners.

## Supplies

### Activity Sheets:

- ❑ Assessment
- ❑ Apple Tree #1
- ❑ My First Day of Preschool

### Books and Stories:

- ❑ *Toddler Bible* pg 10
- ❑ ABCJLM Interactive Bible Story
- ❑ *Goodnight, Goodnight*  
Construction Site

### Activities:

- ❑ Blocks
- ❑ Construction Paper (Black, White - 2)
- ❑ Container of Blue Toys
- ❑ Cotton Balls
- ❑ Egg-Shaped Crayons (Blue)
- ❑ Fingerpaint (Blue, White)
- ❑ Food (Blue Colored)
- ❑ Glue
- ❑ Magnetic Letters (Aa)
- ❑ Posters (Aa, Blue)
- ❑ Sticker or Stamp (Apple)
- ❑ Supplies for Assessment

SCAN ME



## Bible

### God Made Day/Night, Water/Sky

Creation Days 1, 2: Genesis 1:1-8

#### Memory Verse: Genesis 1:1

*Tune: Are you Sleeping?*

In the beginning, In the beginning  
(hammer fists)

God created, God created (point up)

The heavens and the earth

(wave arms, form circle with arms)

The heavens and the earth

Genesis 1:1, Genesis 1:1

(form book with hands)

#### Bible Song: Pat the Bible

*Author Unknown*

*Tune: Row, Row, Row Your Boat*

Pat, pat, pat the Bible (pat Bible)

God wants us to know (point to forehead)

That it is a special book

(form book with hands)

And He loves us so (hug child)

#### Teach: Creation Fingerplay


On Day 1 (On numbers - put corresponding fingers in the air)

God created light (close fists and then quickly open in the air and bring down to side creating arches)

On Day 2 God created the sky (wave arms in the air) and water (make waves with hands)

#### Activity: Creation Day 1

**Day 1:** Provide the child with a sheet of black construction paper and invite the child to tear it into small pieces. Fold a piece of white construction paper in half vertically. Keeping one half hidden, apply glue only to the visible half. Instruct the child to cover the glued section with the torn black pieces. Once dry, unfold the paper and discuss how God created day (white) and night (black).



## Color

### Color: Blue

Use the color poster each week to introduce the new color.

#### Blue Song

*Tune: Skip to My Lou*

Blue, blue said "choo-choo"

(pull arm down)

Blue, blue said "choo-choo"

Blue, blue said "choo-choo"

God made beautiful colors

(point up, bring arms down as rainbow)

#### Activity: Eat Blue Food

Eat blue foods like blueberries, blue Popsicles, Berry Blue Jello. Talk about the blue color and name each food as the child eats. Say, "These berries are blue. We call these blueberries."

#### Activity: Blue Play

Place a variety of blue toys in a container. Let the child explore and play with them. Name each toy and point out the color blue.

## Shape

### Shape: Line

#### Activity: Create Lines

Line up blocks to create long, straight lines. Have the child trace over the line when finished. Point out that the number 1 is a line.



## Assessment

The 2 Year Assessment is designed to measure what the child knows at the start of the *2 Year Curriculum* and to track progress throughout the year. The assessment should be completed three times—during Weeks 1, 19, and 36—and is most effective when done one-on-one. Assessment sheets can be found in the Activity Book. Scan the QR code to learn more info and for a supply list.

# 2 Year Curriculum - Week 1

## Poem

### Pat-a-Cake

#### Traditional

Pat-a-cake, pat-a-cake, baker's man  
(clap)

Bake me a cake as fast as you can  
Roll it, pat it, and mark it with a B  
(roll arms, clap,  
write letter in the air)

Put it in the oven for baby and me  
(raise arms)

*Change the "B" to the first letter  
of the child's name and the word  
"baby" to the child's name.*

## Number

### Number: 1

#### Activity: Apple Tree

Use a blue egg-shaped crayon to color the Apple Tree #1 activity sheet. Add the appropriate number of apple stickers or stamps. Pull cotton balls apart to glue as clouds around the tree.

## Book of the Week

*Goodnight, Goodnight  
Construction Site*  
by Sherri Duskey Rinker



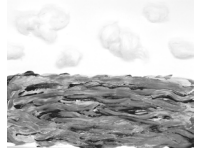
### Teach: Day and Night

Emphasize the references to day and night throughout the book. Take time to explore the illustrations, pointing out the emotions expressed by the characters. Be sure to review the tips on page 6 for maximum learning while reading.

## Development

### Fine Motor Activity: Creation Day 2

Fold a piece of white construction paper in half horizontally. With the paper still folded, place blue and white fingerpaint on the bottom half and invite the child to spread the paint to create water. Let dry, then unfold. Show the child how to gently pull cotton balls to thin them out. Glue a few cotton balls on the top half to create the clouds in the sky. Discuss how God created water and the sky.



### Gross Motor Activity: Up and Down

Tell the child to stand up tall for "day" and lay down for "night." Then jump up high for the sky and pretend to swim for the water. Repeat the motions in order to remember what God created on Day 1 – day and night and Day 2 – sky and water.

### Self-Care: Sitting Attentively

While toddlers have a short attention span, all children need to learn self-control and how to sit attentively for short periods of time. Teach the child to sit with criss-cross legs and hands in her lap. Talk about how there are times when a child listens while an adult is speaking. Start with brief time intervals and gradually increase until the child can sit independently through an entire Bible lesson. Scan the QR code to learn more.

### Letters: Aa

Using the Aa Letter Poster, introduce the letter, its sound, and a word by saying, "A, /a/, apple." Give the child magnetic Aa letters to explore and point out Aa in the environment. Keep the activity brief as it is only an introduction to letters.


### Info: First Name

For the first four weeks, help the child say his first name clearly and make eye contact when called upon.

Activities	Day 1	Day 2	Day 3	Day 4	Day 5
Bible	Read	Interactive Story/Day 1	Read	Review	Teachable Moment
Color/Shape	Create Lines	Blue Play	Eat Blue Food	Blue Play	Create Lines
Letters/Number	Apple Tree: Color	A /a/ apple	Apple Tree: Sticker	A /a/ apple	Apple Tree: Clouds
Book	Read with Expression	Name and Point	Simple Questions	Count and Name Colors	Participation
Development	My First Day of Preschool	Assessment	Day 2: Fingerpaint	Day 2: Clouds	Up and Down
Self-Care/Info	Sitting Attentively	First Name	Assessment	First Name	Sitting Attentively

### Activity: My First Day of Preschool

Celebrate learning with the My First Day of Preschool activity sheet! Invite the child to draw a picture and share answers for each section as you fill it in. Take a photo of the child holding the finished sheet and tag #ABCJesusLovesMe or @ABCJesusLovesMe if sharing on social media.




# Activity Sheets

“Tell me and I forget. Teach me and I remember. Involve me and I learn.” – Benjamin Franklin


## Overview

When used as designed, the **2 Year Activity Book** deepens the child’s understanding of both academic and biblical concepts. The activity sheets also support the development of fine motor skills, core strength, and visual perception while providing hands-on, process-focused art experiences. Assessment checklists are included to help adults track the child’s progress, identify areas of growth, and ensure that learning goals are being met. Sample activity sheets are shown below.


### Bible




### Assessment



### Letters



### Numbers



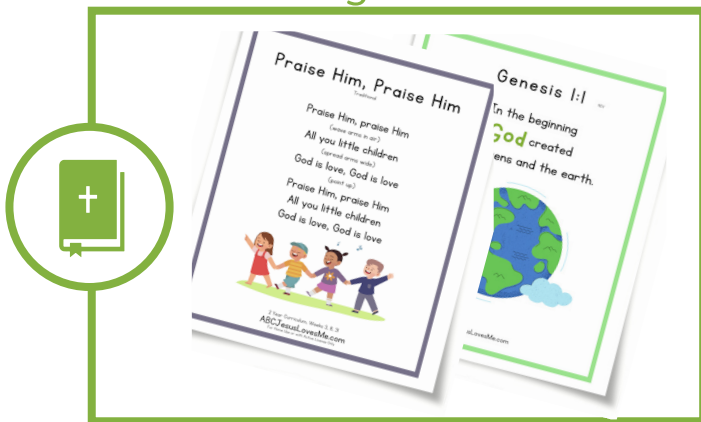
Order at [ABCJesusLovesMe.com](http://ABCJesusLovesMe.com)

# Digital Downloads

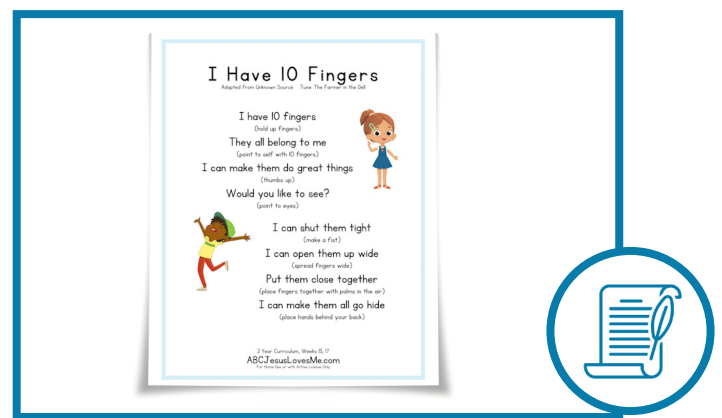
“Children learn as they play. Most importantly, in play, children learn how to learn.” – O.F. Donaldson.

The **Curriculum Guide** and **Activity Book** are printed and mailed to you, while the remaining items in the Bundle are provided as colorful digital downloads for you to print as needed. Learning packets offer versatility with both full-page posters (8.5x11") and portable travel cards (3.75x5"), making it easy to support learning at home, in the classroom, or on the go. These materials are ideal for teaching, displaying, and practicing the concepts.

## Bible Songs/Verses




# Poem Packet



## Color and Shape Songs



# ABC Letter Poster



**Order at [ABCJesusLovesMe.com](http://ABCJesusLovesMe.com)**

## 2 Year Curriculum

# Week 18: Jesus is Born

Theme: Sleeping

## Supplies

- ❑ Bible

## Flannelgraph\*

- ❑ Water/Sky Board with Land, S4
- ❑ Indoor Board with Window 230A, Stable Posts 199A/199B, Manger 238
- ❑ Joseph - 20
- ❑ Mary/Jesus - 103
- ❑ Sheep - 129
- ❑ Cats - 137
- ❑ Cows - 238A

*\*These optional felt pieces work with the Betty Lukens Flannelgraph set. Italicized words show actions, and underlined words indicate when to add a piece.*

## Story: Luke 2:1-7

*Use Water/Sky Board with Land.*

Mary and Joseph went on a long trip. Stand up and walk. Mary and Joseph walked and walked. Finally they came to Bethlehem. Mary and Joseph were so tired from walking. Show me a tired face. And it was time for Mary to have a baby. You may sit down.

But there was no place for Mary and Joseph to sleep.

*Use Indoor Board with Window, Stable Posts, Manger.*

Finally a man told Joseph that he and Mary could sleep in the stable.

A stable is like a barn where the cows eat and sleep. What does a cow say? Moo! Sheep live in the stable too. What does a sheep say? Baa! Cats live in a stable. What does a cat say? Meow!

That night Jesus was born. Pretend to rock baby Jesus in your arms.

Jesus feel asleep and Mary laid Jesus in a manger. Shhh...so quietly, pretend to lay Jesus in a manger to sleep.

The special baby is Jesus. Jesus is God's little boy. Thank You, God, for sending baby Jesus to the world.

## Interactive Bible Story Sample

Week 18

## Teachable Moments

- Place a baby doll in a box to view. Each time you see the baby say, "Jesus is born!"



# FAQ

“Quality questions create a quality life. Successful people ask better questions, and as a result, they get better answers.” –Anthony Robbins

## Is the learning the same for each curriculum?

Each Curriculum includes a unique selection of learning objectives, Bible stories, and themes because most preschools and homes use at least four of the five curricula. If the the main objectives were repeated, children would only experience 28 objectives multiple times. By offering a broad range of age-appropriate learning, the Curricula ensure children are exposed to diverse learning experiences that promote growth in academics, Bible understanding, and overall development.

## How do I teach this if it's all new to me?

The Intro and each Lesson Plan include a QR code that links to additional information, song videos, and teaching tips to guide you each step of the way.



## What about holidays?

Since the Curriculum may be started at any time, holiday activities aren't included in the Lesson Plans. To ensure a complete understanding of the Bible, the Christmas story is taught in Week 18 and the Easter story in Week 32. Free and paid [holiday activities](#) are available on the ABCJesusLovesMe website and can be added to the Lesson Plans whenever desired.

## Can I make the Curriculum shorter or longer?

This Curriculum includes 36 weekly lessons, but the schedule is flexible. Lessons can be shortened, extended, or combined to fit your needs. Many users extend weeks around holidays to include seasonal activities.

## Can ABCJesusLovesMe be used in a school or church?

ABCJesusLovesMe Curricula and products are used in homes, schools, daycares, and churches worldwide. Licenses are available for non-family use, and active licenses are required for continued use. Visit the website for full details.

## What if I have questions?

The active [ABCJesusLovesMe Facebook group](#) is a great place to gather ideas and ask questions. Heidi is also available via LiveChat on the ABCJesusLovesMe website and by email to answer questions, brainstorm, and support your success. Preschools can [schedule a demo](#) for a Q/A session.

# Helpful Links

“Start children off on the way they should go,  
and even when they are old they will not turn from it.” – Proverbs 22:6

## Which Curriculum to Choose

[ABCJesusLovesMe.com/which-curriculum-do-i-choose/](http://ABCJesusLovesMe.com/which-curriculum-do-i-choose/)

## The ABCJesusLovesMe Difference

[ABCJesusLovesMee.com/what-sets-abcjesuslovesme-apart/](http://ABCJesusLovesMee.com/what-sets-abcjesuslovesme-apart/)

## Supply List

[ABCJesusLovesMe.com/2-year-supply-list/](http://ABCJesusLovesMe.com/2-year-supply-list/)

## Free Training Videos

[ABCJesusLovesMe.com/videos/](http://ABCJesusLovesMe.com/videos/)

## Doctrinal Statement

[ABCJesusLovesMe.com/doctrinal-statement/](http://ABCJesusLovesMe.com/doctrinal-statement/)

## Order Now

[ABCJesusLovesMe.com/products/preschool-curriculum/2B/](http://ABCJesusLovesMe.com/products/preschool-curriculum/2B/)