


ABCJesusLovesMe 5 Year Curriculum Sample

All About

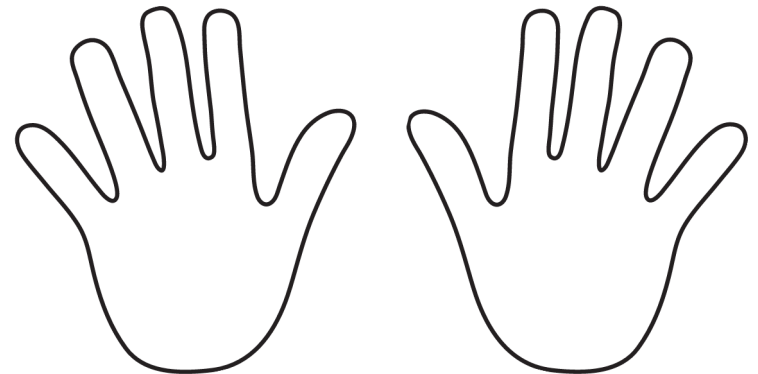
Date _____




I am _____ years old.



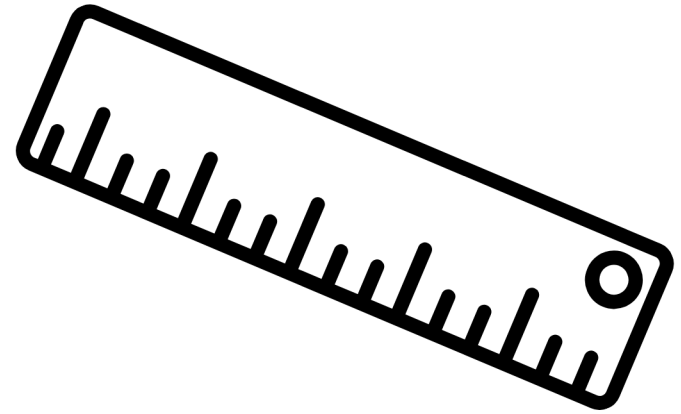
My eyes are _____.




I am _____ handed.




My favorite color is _____.







I am _____ feet and _____ inches tall.



My hair is _____.



I love to eat _____.



Apple Template:

Week 1 - Using large pieces of green and brown paper, create on the wall a large Alphabet Apple Tree. Using the apple template, create two apples from various colored construction paper. Write the letters "A" and "a" on the apples. Then add the two letters/apples to the tree. Each day count the apples, review the colors, and say the letter, phonic sound, and word for each letter (A /a/ apple). In the end the tree will have 52 apples on and around it!

Weeks 2-36 - Each week add various colored apples for each letter learned that week and count the number of apples. Also, review all colors, letters, and phonetic sounds.

ABCJesusLovesMe 5 Year Curriculum Sample

Write your name using a capital letter at the beginning.

In the boxes below, draw an object that begins with the letter Aa. Write the words.



Write each letter 4 times leaving a finger space between each.

A -----

a -----

Highlight the letters Aa in these words.

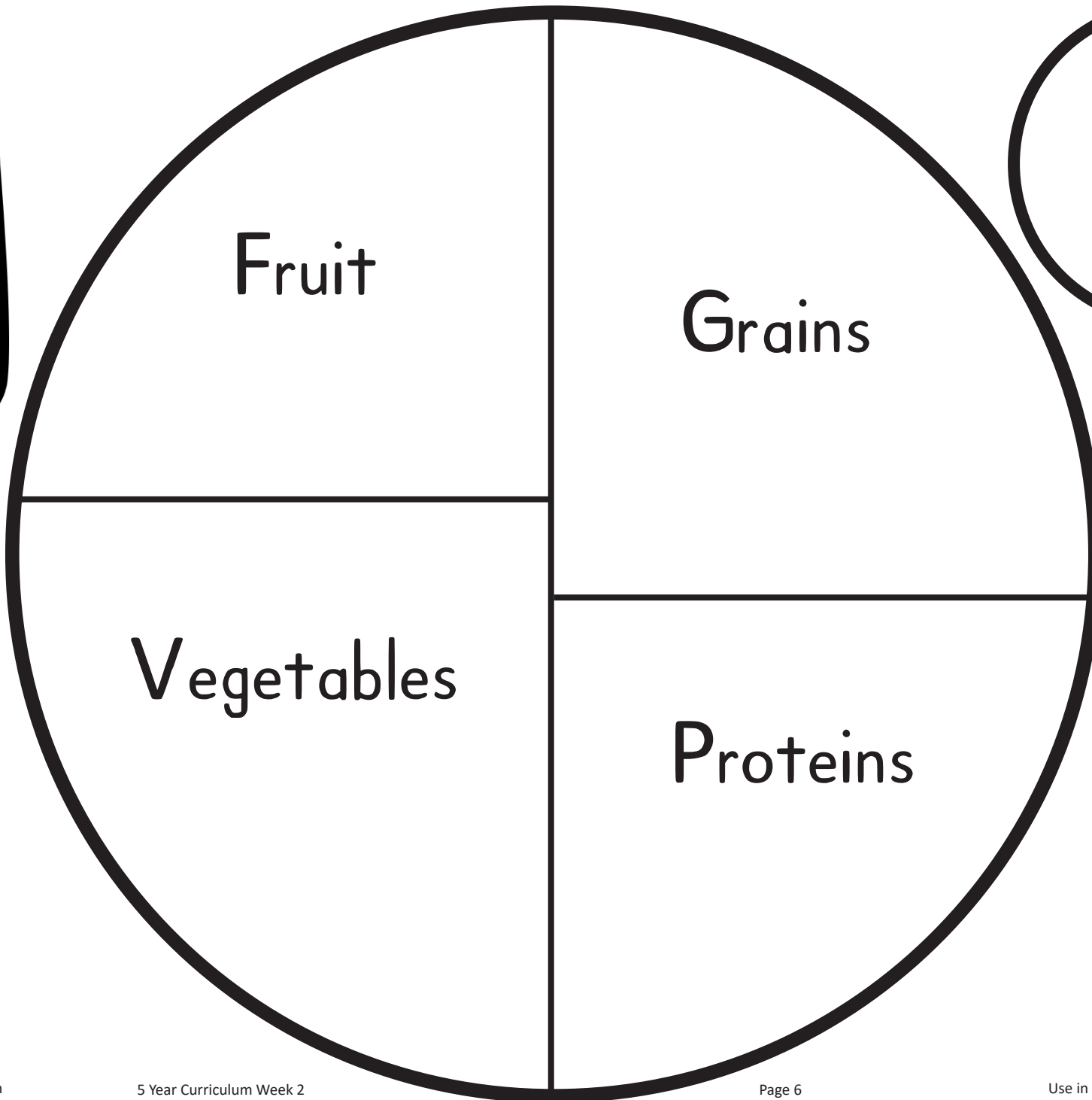

apple	all	creation
diamond	animals	Adam
hair	made	cat



Find the letters Aa in the alphabet.

A B C D E F G H I J K L M N O P Q R S T U V W X Y Z





















a b c d e f g h i j k l m n o p q r s t u v w x y z



ABCJesusLovesMe
5 Year Curriculum
Sample

MyPlate

Color Tracking 1 - Adult, highlight the color words with the corresponding color to help the child associate the word with the color. Mark one item at a time with a coin, Lego, or M&M scanning from left to right and row by row to "read" the shapes. After success with the manipulatives, finish the worksheet by coloring the shapes using a broken crayon.

Mark or Color the Items:


Red



Black



Green



Blue



ABCJesusLovesMe 5 Year Curriculum Sample