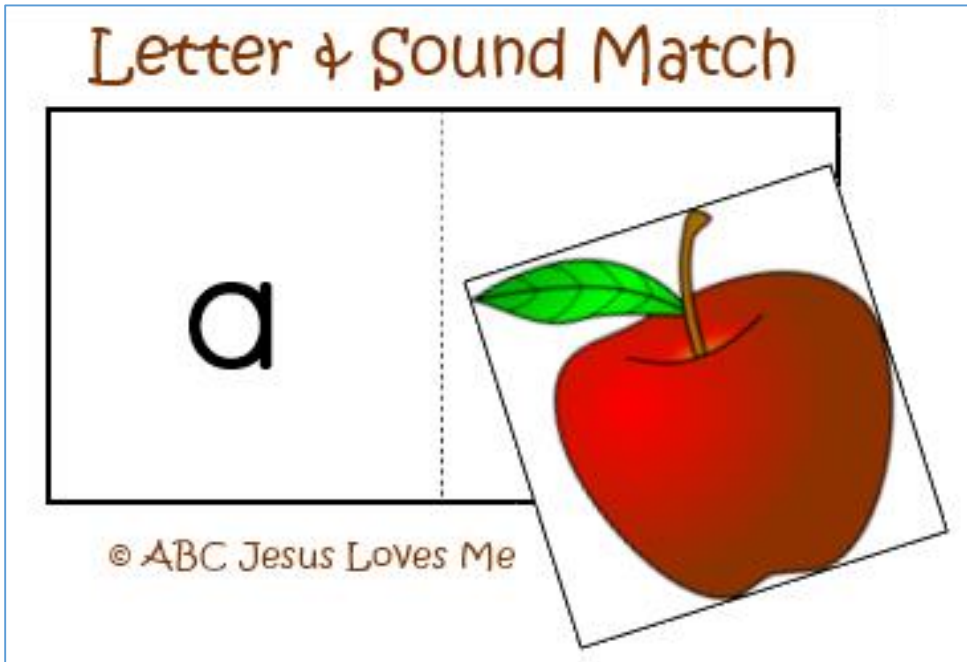
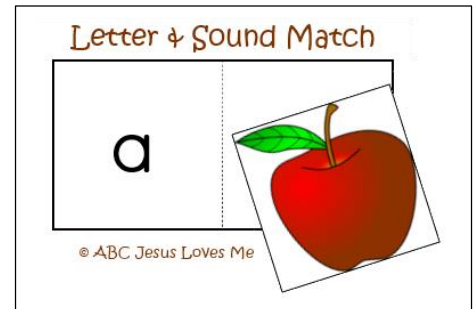


# Letter and Sound Match



## Directions:

Match each letter with the picture that begins with the same phonetic sound.



Letter & Sound Match  
Lowercase

Directions:

1. Cut out and glue the title picture, label, and game directions to the front and tab of the file folder.
2. Cut out all the game pieces in this PDF.
3. Glue the letter rectangles in alphabetical order to the inside of the file folder. Glue 13 per side.
4. Glue an envelope to the back of the file folder. Place the picture cards in the envelope to store.

Letter and Sound Match

a

b

c

d

e

f

g

h

i

j

Letter and Sound Match

k	
---	--

l	
---	--

m	
---	--

n	
---	--

o	
---	--

p	
---	--








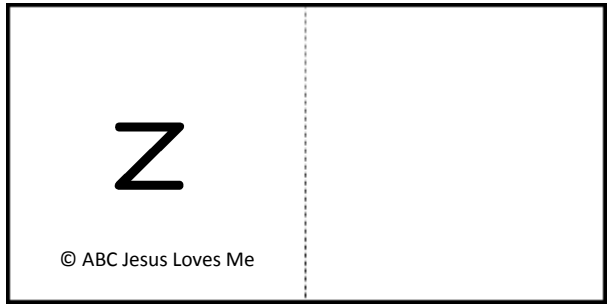

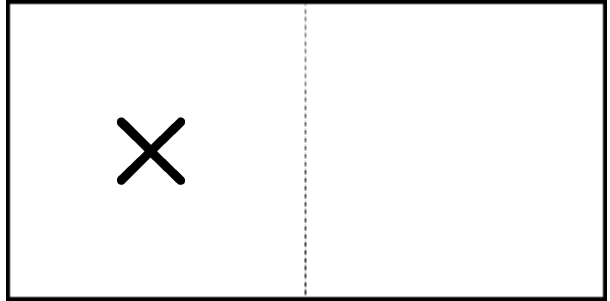
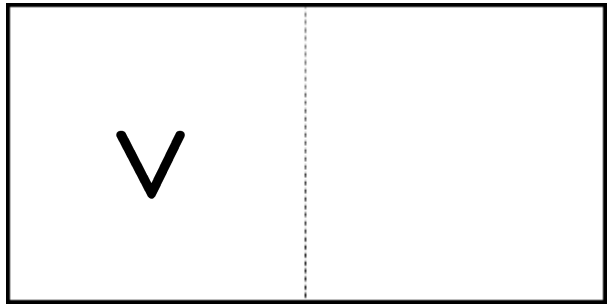
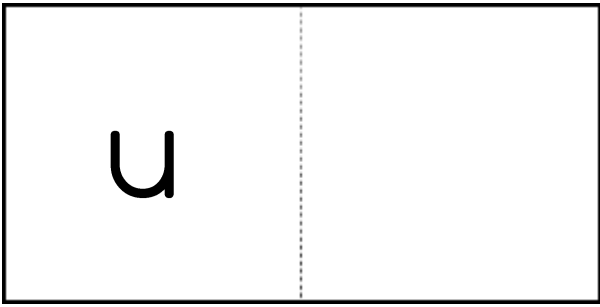
q	
---	--

r	
---	--

s	
---	--

t	
---	--

# Letter and Sound Match



# Letter and Sound Match

